

Guidebook

Purpose

The Gluten/Allergen Detection Service Dog must be able to demonstrate the ability to discriminate the target odor in a variety of controlled and real-life scenarios. There are five evaluation components to earn the O.D.O.R. Gluten/Allergen Detection Title (OGAD):

- Behavior and Well-Being (Pass/Fail Scoring),
- Controlled Search™ Exercise;
- Packaged Items Exercise;
- Mealtime Exercise; and
- Independent Work Exercise.

This title requires that either the Packaged Item Exercise or the Mealtime Exercise be performed in public to demonstrate the dog can perform its tasks in public with the distractions those conditions provide. If the team passes the evaluation, they will earn the O.D.O.R. Service Dogs Inc. Gluten/Allergen Detection Title. This is the title we recommend for most Service Dogs or Service Dogs-in-training.

All exercises in this Evaluation will be documented by video according to our Video Submission Guidelines document.

Requests for accommodation due to disability must be done prior to the evaluation and require approval by the Evaluator and the ODOR Service Dogs Inc. Board.

OGAD-Home Option

If the team will only be working the dog at home and does not intend to pursue public working status, they should consider an alternate title: O.D.O.R. Service Dogs Inc. Gluten/Allergen Detection Title-Home (OGADH). To earn this title, they must complete all the required exercises of the OGAD but all exercises must be performed in the home. Please communicate your intention to pursue the OGADH clearly to your Evaluator.

Dogs that earn the OGADH have the option to complete the Mealtime Exercise or the Packaged Item Exercise in public and submit it for evaluation within 6 months of earning the OGAD-H title. If they pass that exercise, their title will be converted to the OGAD. The date of title earned will remain the date of the first title earned.

Note for Evaluators: Separate scoring sheets are used for each title.

OGAD and OGADH Options for Multiple Odor Indications (OGAD2 and OGADH2)

If a dog has been trained on multiple allergens and/or gluten and has multiple trained indication behaviors, the team may qualify for the OGAD2 or OGADH2 Title. The dog must have a different trained indication behavior for the presence of at least two target odors and at least one trained indication behavior for the absence of any target odor. (One trained indication behavior for a cocktail of similar allergens is considered one trained indication behavior for a single “cocktailed” target odor.) To demonstrate proficiency in detecting each target odor, the team will submit an additional OGAD or OGADH evaluation for each target odor or cocktail of odors that has its own trained indication behavior (alert) following the procedures laid out in this guidebook. Each target odor/cocktail of odors along with each distinct trained indicated behavior must be evaluated individually. A third successful evaluation of an additional target odor/cocktail of odors and trained indication behavior the dog would qualify the dog for the OGAD3 and OGADH3 titles.

Prerequisites

When performing the OGAD evaluation exercises in public areas where only Service Dogs are allowed, the team must submit the following prior to being eligible for evaluation:

- An O.D.O.R. Service Dogs Inc. Veterinary Clearance Form filled out by a veterinarian, including proof of vaccination or titers required in the handler’s local area; and
- Proof of training that the dog is suitable to work in areas where only Service Dogs are allowed. Any of the following will be accepted:
 - OPPT (O.D.O.R Service Dogs Inc. Pre Public Access Title);
 - UKC Socialized Pet Obedience Test (SPOT);
 - PDA Level 2 (Pet Dog Ambassador, available through Pet Professional Guild, must be current);
 - AKC CGC (Canine Good Citizen);
 - Advanced versions of the above listed manners or obedience titles; or
 - Similar manners or obedience evaluations not listed above may be accepted at the discretion of the Evaluator.

Preparation of Odor Sources for the OGAD

Pure source gluten and/or allergens, prepared according to O.D.O.R. Service Dogs Inc. Scent Preparation Guidelines, must be used. Three (3) levels of odor concentration must be prepared for use in evaluation. These concentrations will be referenced through all the different exercises.

- The **large odor source concentration** must be fifteen (15) g (≈1 tablespoon) of pure raw gluten or three (3) ml of 100% strength liquid allergen odor placed on a sterile gauze pad.
- The **medium odor source concentration** must be five (5) g (≈1 teaspoon) of pure raw gluten or one (1) ml of 100% strength liquid allergen odor placed on a sterile gauze pad.



- The **trace odor source concentration** must be made as follows:
 - A fifteen (15) g ball of pure, raw gluten must be placed on top of a piece of parchment (baking) paper for a minimum of one (1) minute and a maximum of two (2) minutes, then removed. The odor source must be the parchment paper; or
 - One drop (0.1 ml) of 100% strength liquid allergen odor placed on a sterile gauze pad.

Independent Work Exercise

The Independent Work Exercise is chosen by the handler from one (1) of the following three (3) options: Room Search Exercise, Containers Search Exercise, or Controlled Search™ Exercise with Handler Bias Removal. The purpose of this exercise is to verify that the Gluten/Allergen Detection Dog is able to work independently from the handler, to minimize handler bias and the possibility of the handler inadvertently cueing the dog. The handler must select ONE (1) of the three (3) options:

- Room Search Exercise;
- Containers Search Exercise; or
- Controlled Search™ Exercise with Handler Bias Removal.

Specific guidelines and requirements for the Room Search Exercise and Containers Search Exercise are located in the Room Search Exercise and Containers Search Exercise sections of this document.

If a handler selects the Controlled Search™ Exercise with Handler Bias Removal option, that exercise will REPLACE the Controlled Search™ Exercise. This means the team will only need to complete three (3) exercises.

Example OGAD Evaluation Scenarios

The Gluten/Allergen Detection Service Dog must be evaluated in each of the four exercises, along with the overall Behavior and Well-Being evaluation: Controlled Search™ Exercise, Packaged Items Exercise, Mealtime Exercise, and Independent Work Exercise. Teams completing the OGAD must perform either the Mealtime or Packaged Items Exercises in a public setting. Teams completing the OGADH must do these exercises at home. The following are examples of the choices a handler may make for evaluating their dog:

Scenario 1 (This scenario is advised for a handler with an airborne allergen reaction who benefits from knowing when it is safe to enter a room):

- Behavior and Well-Being (Pass/Fail)
- Controlled Search™ Exercise;
- Packaged Items Exercise (Public);
- Mealtime Exercise; and
- Room Search (Independent Work Exercise).

Scenario 2 (This scenario is appropriate for most teams):

- Behavior and Well-Being (Pass/Fail)
- Controlled Search™ Exercise with Handler Bias Removal (Independent Work Exercise, Exempt from Controlled Search™ Exercise);
- Packaged Items Exercise; and
- Mealtime Exercise (Public).

Scenario 3 (This scenario is appropriate for most teams):

- Behavior and Well-Being (Pass/Fail)
- Controlled Search™ Exercise;
- Packaged Items Exercise (Public);
- Mealtime Exercise; and
- Container Search (Independent Work Exercise).



Behavior and Well-Being Pass/Fail Sections

The following behaviors are assessed throughout the entire evaluation and are scored on a pass or fail basis. A failure in any of these behaviors will result in an immediate failure of the entire evaluation. If a team fails the “Inappropriate Dog Behavior” or “Inappropriate Handler Behavior” sections, the team must wait a minimum of thirty (30) days before attempting the evaluation again. If any other element/behavior is failed, the team must wait a minimum of one (1) week before attempting the evaluation again.

Dog Behavior

If the dog displays any of the following behaviors during the evaluation, the team will not earn the title:

- Aggression or growling;
- Inappropriate or excessive barking;
- Nipping or biting;
- Baring teeth;
- Lunging at other people or animals;
- Not under the handler’s control within one minute;
- Inappropriate elimination (defecation or urination); or
- Fear (startle with a quick recovery is acceptable), distress or anxiety (such as cowering, attempting to flee, hiding or trembling).

Handler Behavior

If the handler performs any of these behaviors during the evaluation, the team will not earn the title:

- Hitting, kicking, or shaking the dog;
- Physically or verbally intimidating the dog;
- Throwing something at the dog with the intent to harm or intimidate; or
- Physically manipulating the dog into a position.

Training Aids

The handler may praise the dog at any time throughout the evaluation. Treats and toys may be used to reward the dog at the completion of a task, but may not be used to lure the dog. Nothing worn by the dog should ever be used inappropriately, or for corrections.

Dogs may wear any of the following during the evaluation:

- Properly fitted flat, buckle or martingale collar;
- Non-constricting/non-corrective harness (front or rear attachment,) to include a Service Dog vest; and/or
- Head halter.



Dogs may **NOT** wear any of the following during the evaluation:

- Prong/pinch collar;
- Choke collar;
- Electric collar (such as shock, vibrating, GPS, and similar); or
- Studded or prong harness.

Protective Footwear

When performing an exercise outdoors on surfaces such as pavement, asphalt, gravel, sand, or wood, the handler should demonstrate at the start of filming each exercise that they have touched the surface with the palm of their hand for at least five (5) seconds to evaluate the temperature. If the handler is unable to hold their hand to the surface for the full five (5) seconds because the surface is too hot, the dog must wear boots or other protective gear for the exercises filmed on that surface.

Care and Well-being

The dog should be clean and well-groomed (e.g., nails, fur, etc.) and have no offensive odor. The dog should be friendly and relaxed. The handler's responses to questions about the care of the dog should indicate that the handler understands and is responsive to the dog's needs. The dog should be in good body condition.

Team Relationship

It is important for a Service Dog Team to have a positive and close relationship. Both the handler and the dog should be relaxed; there should be positive reinforcement for the dog's good behavior. It should be clear to the Evaluator that the handler understands what type of praise and positive reinforcement the dog enjoys and uses those methods to encourage their dog.



Controlled Search™ Exercise

Purpose

The purpose of this exercise is to verify that the Gluten/Allergen Detection Dog is able to recognize the target odor by itself and when mixed with non-gluten/allergen items. For the purposes of this evaluation, using prepared samples with known ingredients allows the Evaluator to easily identify which sample jar contains the target odor. This is the most accurate way to assess the dog's ability to evaluate samples. The team must demonstrate the dog's ability to perform a Controlled Search™ by checking individual items presented directly to the dog. The dog must perform the trained indication behavior for the presence of gluten/allergen (alert) and a different trained indication behavior for the absence of gluten/allergen (all clear).

Evaluation Specifications

Successfully passing the Gluten/Allergen Controlled Search™ Exercise requires the dog to correctly indicate the presence or absence of the target odor in each sample presented to the dog. The handler may either be seated in a chair (or wheelchair) or standing while presenting items to the dog. The dog must be given ten (10) items to check for the Controlled Search™ which must include three (3) samples containing the target odor for allergen and four (4) samples containing the target odor for gluten.

The dog must be evaluated using three levels of target odor concentration, described below. The odor samples in the containers must consist of food (raw or prepared), medications, supplements, or personal hygiene products.

- At least one (1) item must be a gluten-free/allergen-free food intentionally contaminated with pure source, medium, or trace; and
- For Gluten Evaluations: At least one (1) item must be from a barley or rye base.

The dog must indicate the presence of the target odor. However, if the dog indicates the presence of the target odor in **one** (1) sample that is supposed to be gluten-free/allergen-free, this will be accepted, as cross-contamination can happen easily. In this case, the dog must be presented with the same item twice and must give consistent indications.

Handling of Odor

Samples of items to be checked must be placed inside clean containers with holes allowing odor to easily escape. Containers must consist of ten (10) metal, glass, or plastic containers, with a minimum size of one (1) inch in each dimension to a maximum of five (5) inches in each dimension. All containers must be identical in size, shape, and color. If a team chooses to use glass containers, O.D.O.R. Service Dogs Inc. and its members will not be held liable for any injury. Any container **MUST NOT** have sharp edges. The gluten-free/allergen-free containers must be prepared first, to minimize accidental cross-contamination. Containers designated to

hold the target odor must be filled, hands washed, then closed if the container has a breathable lid.

Concentration and Source of Odor

Both pure source, food, medication, and/or health care items may be used for gluten and/or allergens. Three (3) levels of odor concentration based on pure source must be included in the samples. One gluten-free/allergen-free food sample must be intentionally contaminated with either pure source, medium, or trace odor concentration. For a detailed description of the odor sources, see the Preparation of Odor Source for the OGAD Section at the beginning of this document.

- The large source odor concentration;
- The medium source odor concentration (may be used to contaminate a gluten-free/allergen-free sample);
- The trace source odor concentration (may be used to contaminate a gluten-free/allergen-free sample); and
- *For Gluten Detection Dogs: one (1) rye or barley based item must be included.

Timing and Filming

The entire evaluation must be filmed. Both the dog and handler must be completely visible in the frame and able to be heard at all times. All samples must be visible to the camera during filming.

Once the containers of sample items are prepared, the handler should be asked if they are ready to begin, if an Evaluator or assistant is present otherwise they can begin after the camera has been running for three (3) seconds. The handler must present each sample container to the dog, one at a time. The dog must perform the trained indication behavior for the presence of gluten/allergen (alert) and a different trained indication behavior for the absence of gluten/allergen(all clear). To assist the Evaluator in understanding which samples contain gluten/allergen and which are free from contamination the handler must verbally confirm the alert or all clear during the exercise. The handler must describe the contents to the camera while displaying the sample for identification and submit a photo with labels identifying the items in the sample.

There is no time limit, however it is reasonable to expect that the dog should be able to check the ten (10) containers within ten (10) minutes.

Should any questions arise about the scoring and performance of the team, the Evaluator, as well as O.D.O.R. Service Dogs Inc., may review the recorded evaluation.

An evaluation may be stopped at the discretion of the O.D.O.R. Evaluator at any time if the Evaluator deems the dog or handler to be under distress, or if the handler has a medical crisis.



Gluten/Allergen Controlled Search Summary

- For Allergen: Ten (10) items. Three (3) must contain the target odors.
- For Gluten: Ten (10) items. Four (4) must contain the target odors.
- The dog must perform a trained indication behavior for the presence of the target odor (alert).
- The dog must perform a different trained indication behavior for the absence of the target odor (all-clear).
- At least one item must be a food item intentionally contaminated with pure source medium or pure source trace.
- For Gluten: At least one item must be from a barley or rye base.

Handler Bias Removal Option (Independent Work Exercise)

The handler may choose to perform the Controlled Search™ Exercise with Handler Bias Removal, in order to fulfill both their Independent Work Exercise and the Controlled Search™ Exercise requirements. In this case, the requirements laid out previously in the Controlled Search™ Exercise apply but the handler must not know which containers hold the target odor and which do not. The dog must be given ten (10) items to check for the Controlled Search™ with Handler Bias Removal, which must include a three (3) to six (6) samples containing the target odor for allergen and four (4) to six (6) samples containing the target odor for gluten.

The containers used for a Controlled Search™ with Removal of Handler Bias must be opaque so that the contents are not visible to the handler or the dog, yet allow the odor to escape. The containers may be marked on the bottom to identify which containers contain the target odor and which do not. However, the handler may not look at the marks until after the handler has presented the item to the dog and the dog has performed a Controlled Search™ and given a trained indication behavior for the presence or absence of the target odor. These marks must be consistent across all containers and not add to the smell of an item.

The handler must present each container to the dog, one at a time, and the dog must perform either an alert or all clear. To assist the Evaluator in understanding which samples contain gluten/allergen and which are free from contamination the handler must verbally confirm the alert or all clear during the exercise. They may then check the item to see if the dog was correct and must show the item or the mark on the container to the camera that indicates what it contains. The handler must also either describe the contents to the camera while displaying the sample for identification or submit a photo with labels identifying the items in the sample.

The Evaluator must make a note on the score sheet that the team has opted to perform the Controlled Search™ with Handler Bias Removal, thereby fulfilling the Independent Work Exercise.



Gluten/Allergen Controlled Search with Handler Bias Removal Summary

- Handler must not know which containers contain the target odors.
- Containers must be opaque so that the contents are not visible to either the dog or handler.
- For Allergen: Ten (10) items, at least three (3) must contain the target odors with a maximum of six (6).
- For Gluten: Ten (10) items, at least four (4) must contain the target odors with a maximum of six (6).
- The dog must perform a trained indication behavior for the presence of the target odor (alert).
- The dog must perform a different trained indication behavior for the absence of the target odor (all-clear).
- At least one item must be a food item intentionally contaminated with pure source medium or trace.
- For Gluten: At least one (1) item must be from a barley or rye base.



Packaged Items Exercise

Purpose

The purpose of this exercise is to verify that a Gluten/Allergen Detection Dog is able to discriminate and recognize the target odor when presented along with other odors in packages. This task is the one used most frequently by a Gluten/Allergen Detection team and is essential. The team must demonstrate the dog's ability to perform a Controlled Search™, meaning the dog must be able to check individual items presented directly to the dog, in an environment in which the gluten/allergen may be present. The dog must perform the trained indication behavior for the presence of gluten/allergen (alert) and a different trained indication behavior for the absence of gluten/allergen (all clear).

Evaluation Specifications

Successfully passing the Gluten/Allergen Packaged Items Exercise requires the dog to correctly indicate the presence or absence of the target odor in each packaged item presented to the dog. The handler may either be seated in a chair (or wheelchair) or standing while presenting items to the dog. The dog must be given seven items to check, with three (3) items containing the target odor and four (4) items that are thought to be gluten/allergen free. This exercise may be performed either in public to fulfill the public requirement for the OGAD or at home for OGADH. For more information on the OGAD and OGADH options, please see the section titled OGADH Option at the beginning of this guidebook. The Evaluator must note on the scoring sheet where the evaluation occurred.

The packaged items may be any type of food, personal hygiene products, cosmetics, medications, cleaning supplies, dishes or utensils, etc. To the best of their ability, handlers should select items that are known to contain the target odor or to be gluten-free/allergen-free. Seven (7) different items in various types of the packaging must be selected for the dog to evaluate. The handler may gather all items to be presented to the dog prior to beginning the evaluation, or the handler may choose to pick up items as they navigate the store. The handler must present each item to the dog, one (1) at a time. The dog must perform the trained indication behavior for the presence of gluten/allergen (alert) and a different trained indication behavior for the absence of gluten/allergen (all clear).

The dog's evaluation and the trained indication behavior for the presence of the target odor (alert) or the trained indication behavior for the absence of the target odor (all clear) must not damage any items being presented to the dog. As a courtesy to the establishment and other customers, it is strongly recommended that any items the dog physically comes into contact with are purchased.

The dog must indicate the presence of the target odor (alert) in an item known to contain the target odor. If the dog also indicates the presence of the target odor in one (1) or more items that should be gluten-free/allergen-free, the alert will be accepted, as cross-contamination can happen easily in an environment where gluten/allergen may be present. In this case, the handler must present the same item twice and the dog must give consistent indications each time.

The dog must perform a Controlled Search TM and not indicate on items that have not been directly presented to it by the handler, such as alerting to something on a shelf. The dog must remain under control and respond to the handler's cues at all times. If the dog becomes distracted, the handler must be able to refocus the dog within one (1) minute.

Handling of Odor

Safety precautions should be taken by the handler if it is not safe to directly handle items containing the target odor. If wearing a mask and gloves is not sufficient to protect the handler from accidental exposure, then the handler should have an assistant to present the items to the dog.

Timing and Filming

All evaluations must be filmed in their entirety. Both the dog and handler must be completely visible in the frame and able to be heard clearly at all times. All packages must be visible to the camera during filming.

Once the packaged items are prepared, the handler should be asked if they are ready to begin, if an Evaluator or assistant is present, otherwise they can begin after the camera has been running for three (3) seconds. To assist the Evaluator in understanding which samples contain gluten/allergen and which are free from contamination the handler must verbally confirm the alert or all clear during the exercise. The handler must also either describe the contents to the camera while displaying the sample for identification or submit a photo with labels identifying the items in the sample.

There is no time limit, however it is reasonable to expect that the dog should be able to check the seven (7) packages within seven (7) minutes. Time spent walking through the store must not be included in this total.

Should any questions arise about the scoring and performance of the team, the Evaluator and O.D.O.R. Service Dogs Inc. will review the recorded evaluation.

An evaluation may be stopped at the discretion of the O.D.O.R. Evaluator at any time if the Evaluator deems the dog or handler to be under distress, or if the handler has a medical crisis.



Gluten/Allergen Packaged Items Exercise Summary

- Seven (7) different items in various packages, three (3) must contain the target odor.
- The dog must perform a trained indication behavior for the presence of the target odor (alert).
- The dog must perform a different trained indication behavior for the absence of the target odor (all-clear).
- If the dog indicates the presence of the target odor in a gluten-free/allergen-free item, the item must be presented twice, and the dog must give a consistent indication.
- The dog must not indicate on items not presented to it.
- The dog must remain under the handler's control at all times.



Mealtime Exercise

Purpose

The purpose of this exercise is to verify that a Gluten/Allergen Detection Dog is able to discriminate and recognize the target odor when presented with other odors on a plate, in a bowl and in a cup. The team must demonstrate the dog's ability to perform a Controlled Search™, meaning the dog must be able to check individual items presented directly to the dog in an environment in which gluten/allergen may be present. The dog must perform the trained indication behavior for the presence of gluten/allergen (alert) and a different trained indication behavior for the absence of gluten/allergen (all clear).

Evaluation Specifications

Successfully passing the Gluten/Allergen Mealtime Exercise requires the dog to correctly indicate the presence or absence of the target odor in each item presented to the dog. The handler may either be seated in a chair (or wheelchair) or standing while presenting items to the dog. The dog must be given six (6) items to check for the Controlled Search™, with two (2) items containing the target odor. This exercise may be performed either in public to fulfill the public requirement for the OGAD or at home for OGADH. For more information on the OGADH option, please see the section titled "OGAD Home Option" at the beginning of this guidebook. The Evaluator must note on the scoring sheet where the evaluation occurred.

The mealtime items may be any type of food or beverage and must consist of two (2) plates, two (2) bowls, and two (2) cups. Two (2) of the bowls or plates must contain a multi-ingredient food and the two (2) cups must be half full but should be less than $\frac{3}{4}$'s full of edible liquid. The items should resemble a typical snack or meal, although portion sizes may be smaller than normal. If the mealtime exercise is being done in public, the team may prepare the items as described below and bring them into a public setting. Acceptable public settings are: a restaurant, food court, indoor or outdoor cafe, or a space adjacent to an outdoor cafe, as long as people and distractions are present. Alternatively, when performing this exercise in public, the handler may opt to order two (2) gluten/allergen containing items and four (4) gluten-free/allergen-free items, as long as those items make up two (2) cups, two (2) bowls and two (2) plates. Regardless of where the evaluation occurs or how the samples are obtained, the dog's evaluation of the items, the trained indication behavior for the presence of the target odor (alert), and the trained indication behavior for the absence of the target odor (all-clear) must not damage any items being presented to the dog. The dog may not attempt to eat or drink the items presented and must be able to check the items without spilling or making a mess.

The team must select one (1) of the following options to contain one (1) pure source medium and one (1) trace odor concentration of the target odor:

- One (1) cup and one (1) plate;



- One (1) cup and one (1) bowl; or
- One (1) bowl and one (1) plate.

The two (2) items containing the target odor must either be a food or beverage known to contain gluten/allergen, or a food or beverage intentionally contaminated with pure source gluten/allergen. If intentionally contaminated items are used, the gluten-free/allergen-free food or beverage must be contaminated with **pure source medium** and **pure source trace** odor concentration, as described in the “Preparation of Odor Sources for OGAD” section of this document.

The dog must indicate the presence of the target odor (alert) in an item known to contain the target odor. If the dog also indicates the presence of the target odor in one (1) or more items that should be gluten-free/allergen-free, the alert will be accepted, as cross-contamination can happen easily in an environment where gluten/allergen may be present. In this case, the handler must present the same item twice and the dog must give consistent indications each time.

The dog must perform a Controlled Search TM and not indicate on any items that have not been directly presented by the handler. The dog must remain under control and respond to the handler’s cues at all times. If the dog becomes distracted, the handler must be able to refocus the dog within one (1) minute.

Handling of Odor

Safety precautions must be taken by the handler if it is not safe to directly handle items containing the target odor. If wearing a mask and gloves is not sufficient to protect the handler from accidental exposure, then the handler should have an assistant to present the items to the dog. If a contaminated food or drink is spilled by the dog or handler during the evaluation, the evaluation should stop for safety. The evaluation can resume after the area has been cleaned and is safe again.

Timing and Filming

All evaluations must be filmed. Both the dog and handler must be completely visible in the frame at all times and must be able to be heard. If the evaluation is being filmed in public, it must be done in a way that does not interfere with the normal operation of the restaurant and its customers. All plates/bowls/cups must be visible to the camera during filming

Once all items are prepared, the handler should be asked if they are ready to begin, if an Evaluator or assistant is present, otherwise they can begin after the camera has been running for three (3) seconds. After the recording has begun, the handler must present each item to the dog, one at a time. The dog must perform the trained indication behavior for the presence of gluten/allergen (alert) or a different trained indication behavior for the absence of gluten/allergen

(all clear). To assist the Evaluator in understanding which samples contain gluten/allergen and which are free from contamination the handler must verbally confirm the alert or all clear during the exercise. The handler must also either describe the contents to the camera while displaying the sample for identification or submit a photo with labels identifying the items in the sample.

There is no time limit, however, it is reasonable to expect that the dog should be able to check each item and perform the trained indication behavior within one (1) minute.

Should any questions arise about the scoring and performance of the team, the Evaluator or O.D.O.R. Service Dogs Inc. may review the recorded evaluation.

An evaluation may be stopped at the discretion of the O.D.O.R. Evaluator at any time, if the Evaluator deems the dog or handler to be under distress, or if the handler has a medical crisis.

Mealtime Exercise Summary

- Six (6) items:
 - For OGADH evaluations at home or OGAD evaluations in a gluten-free/allergen-free environment: one (1) gluten-free/allergen-free item must be contaminated with medium source odor, and one (1) gluten-free/allergen-free item must be contaminated with trace.
 - For OGAD evaluations in public, you may choose one (1) of the following two (2) options:
 - Order two (2) gluten/allergen containing items and four (4) gluten-free/allergen-free items; or
 - The handler may bring all six (6) items prepared at home with one (1) contaminated with medium source odor and one contaminated with trace and four (4) remaining items gluten-free/allergen-free.
- The dog must perform a trained indication behavior for the presence of the target odor (alert).
- The dog must perform a different trained indication behavior for the absence of the target odor (all-clear).
- If the dog indicates the presence of the target odor in a gluten-free/allergen-free item, the item will be presented twice, and the dog must give a consistent indication each time.
- The dog must not indicate on items that have not been presented by the handler.
- The dog must remain under the handler's control at all times.



Independent Work Exercise

Teams must select one of the three (3) following Exercises to meet their Independent Work Exercise requirement:

- Room Search Exercise;
- Containers Search Exercise; or
- Controlled Search™ Exercise with Handler Bias Removal.



Controlled Search Exercise with Handler Bias Removal Option

A handler may opt to perform the Controlled Search™ Exercise with Handler Bias Removal option, as detailed previously in the Controlled Search Exercise section. In that case, the Controlled Search with Handler Bias Removal will meet the requirements for both the Controlled Search™ Exercise and the Independent Work Exercise. This means the team will only need to complete three (3) exercises.



Containers Search Exercise

Purpose

The purpose of this exercise is to verify that a Gluten/Allergen Detection Dog is able to work independently from the handler and recognize their target odor at three levels of odor concentration. Since the Gluten/Allergen Detection Dog's tasks frequently involve a handler asking their dog to check items (groceries, plates, etc.) up close and personal in the dog's space, this exercise is designed to minimize handler bias and the possibility of the handler inadvertently cueing the dog.

Evaluation Specifications

Successfully passing the Gluten/Allergen Containers Search Exercise requires the dog to identify the location of the target odor (three (3) container searches, using three (3) different levels of target odor concentration) and demonstrate a trained indication behavior within a 2 ½ minute time period. This evaluation may be conducted indoors or outdoors (if outdoors, the evaluation must be in a safe/secure area with no distractions, such as loose dogs), and performed on or off leash, as approved by the O.D.O.R. Evaluator. The safety of the team must always come first.

The dog must be evaluated using three (3) levels of target odor: large source concentration, medium source concentration, and trace source concentration, as described in the section titled "Preparation of Odor Sources for the OGAD" earlier in this guidebook. The evaluation must begin with the trace source odor concentration, then move to the medium source odor concentration and finally the large source odor concentration. The dog must be given two and a half (2 ½) minutes per search and must demonstrate a trained indication behavior at the source of the target odor.

Containers must consist of eight (8) metal containers (example: empty paint cans, lunchboxes, clean, empty food cans, any containers used MUST NOT have sharp edges), with a minimum width of two and a half inches/ six centimeters (2.5 in/6 cm) by four inches/ ten centimeters (4 in/10 cm) up to the maximum size of twelve inches/thirty centimeters (12 in/30 cm) by twelve inches/thirty centimeters (12 in/30 cm). Containers must be no less than three inches/seven and a half centimeters (3 in/7.5 cm) tall and no more than twelve inches/thirty centimeters (12 in/30 cm) tall. All containers must be identical, uniform in size, shape, and color. If the container does not have a way of visually concealing the contents while still allowing odor to escape, then all containers must contain identical smaller, breathable metal containers that obscure the contents. Additional clean, unused containers must be available for replacement should any container become accidentally contaminated during the evaluation.

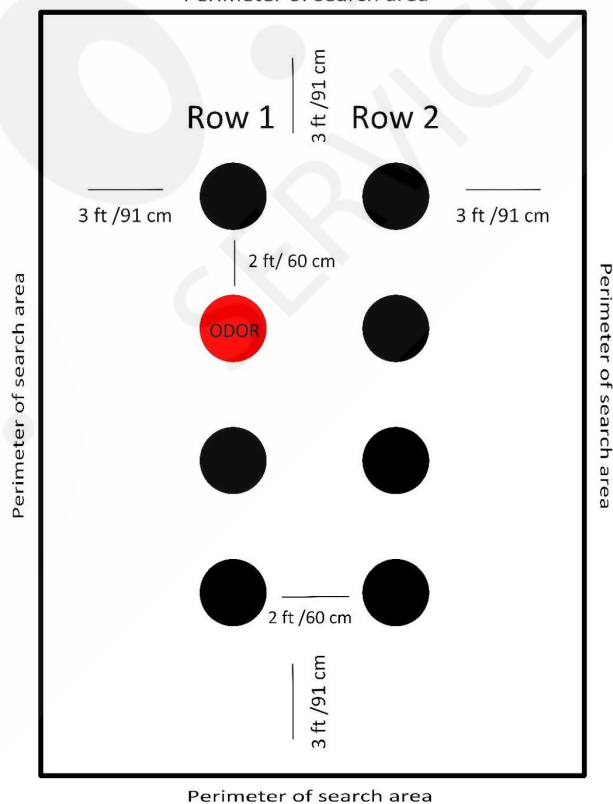
The distance between each container, from container edge to container edge, must be a minimum of two feet/sixty centimeters (2 ft/60 cm). The containers must be placed on the ground and set

up in a pattern of one (1) or two (2) rows, depending on the space available to ensure the minimum distance between containers. Containers should be a minimum of three feet/ninety centimeters (3 ft/90 cm) from any wall. The evaluation may be conducted on or off leash.

Each odor concentration level is evaluated individually so the placement of the odor container must not be the same from one evaluation to the next. This is to ensure a blank container does not end up in the same position as an odor container in a previous search. An odor pool may linger in that spot which would cause an unnecessary distraction for the dog. Care must be taken when resetting the pattern of containers to ensure that the row and position of the first target odors not used for the next search. For example, if there are two (2) rows of four (4) containers, and the target odor is in the second container in the first row, the setup for the next search should not have any containers at all in that first row. The entire row must be shifted to the other side of the blank row or both rows should be moved to an entirely different search area. If space does not allow for this, the dog may be evaluated for each odor concentration on a different day.

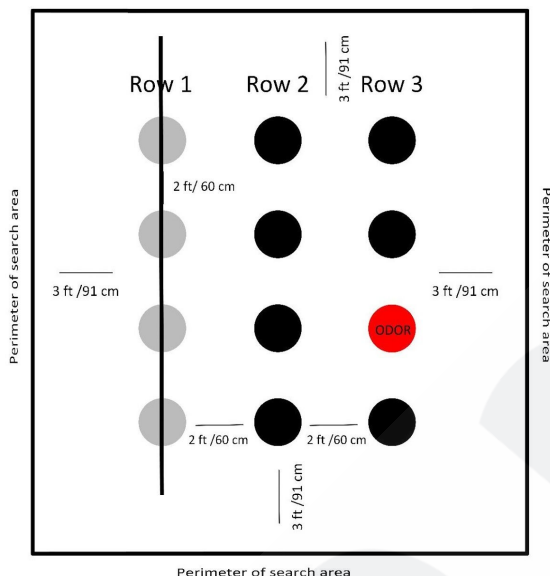
Search Example 1

All measurements are minimum requirements.
Perimeter of search area



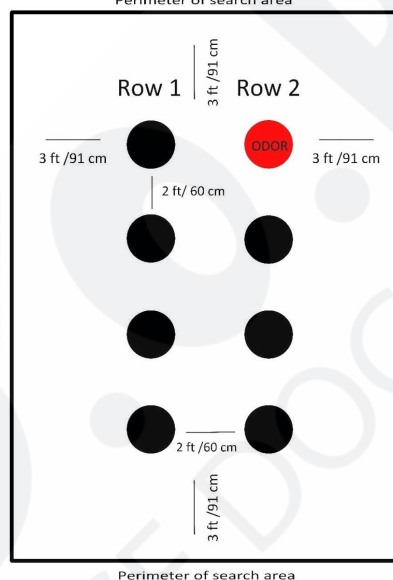
Search Example 2

All measurements are minimum requirements.
Perimeter of search area



Search Example 3

The third search needs to be done in a new room or area where no other searches have been completed.
All measurements are minimum requirements.



There should be no intentional distractions or any other intentional odors present in the containers other than the target odor being evaluated.

Handling of Odor

The target odor should be placed inside a disposable plastic bag with a zippered/locking closure, or inside a plastic or metal container with sufficient air holes to allow the odor to escape, and then placed inside one container.

All of the blank containers must be set first, and care should be taken when handling the odor container to avoid inadvertently cross-contaminating the blank containers. Once a container is used for odor, it should be considered “hot” and only used for odor.

Timing and Filming

All the searches must be filmed. The search area must be prepared with the containers and start line set up prior to the dog being released into the search area. The start line may be designated using two cones or other similar objects, a door frame, gate or with a strip of tape on the ground but it must be visible to the camera and clear to the Evaluator. Once the area is prepared, the handler should be asked if they are ready to begin, if an Evaluator or assistant is present, otherwise they can begin after the camera has been running for three (3) seconds. Time begins

when the handler releases the dog and the dog's nose crosses the start line. The handler should call "Alert", "Yes" or something similar that clearly signifies when their dog finds the target odor and performs their trained indication behavior. At this point the handler can reward the dog and then must show the odor (in its container) to the camera.

Should any questions arise about the scoring and performance of the team, the Evaluator and O.D.O.R. Service Dogs Inc. will review the recorded searches.

An evaluation may be stopped at the discretion of the O.D.O.R. Evaluator at any time if the Evaluator deems the dog or handler to be under distress, or if the handler has a medical crisis.

Concentration and Source of Odor

The pure source must be used for gluten and/or allergens. Three (3) levels of odor source concentration must be evaluated starting with the trace source odor sample. Each search must be conducted one (1) at a time. For a detailed description of the odor sources see the "Preparation of Odor Source for the OGAD" section at the beginning of this document.

- The large source odor concentration;
- The medium source odor concentration; and
- The trace source odor concentration.

Gluten/Allergen Containers Search Summary

- One (1) odor source concentration level per search, beginning with trace source odor.
- Three (3) searches.
- Two and a half (2 ½) minutes for each search.
- The evaluation may be conducted indoors or outdoors and on or off leash.
- Eight (8) metal containers (see container requirements above), arranged in one (1) or two (2) row pattern with a minimum of two (2) feet apart.
- Time begins when the dog's nose crosses the designated start line.
- The dog must perform a trained indication behavior at target odor.



Room Search Exercise

Purpose

The purpose of this evaluation exercise is to verify that a Gluten/Allergen Detection Dog is able to work independently from the handler and recognize their target odor at three levels of odor concentration. As most of the time the Gluten/Allergen Detection Dog's tasks involve a handler asking their dog to check items (groceries, plates, etc.) up close and personal in the dog's space, this exercise is designed to minimize handler bias and the possibility of the handler inadvertently cueing the dog.

Evaluation Specifications

Successfully passing the Gluten/Allergen Room Search Exercise requires the dog to identify the location of the target odor and demonstrate a trained indication behavior within a three in a half (3 ½) minute time period. This evaluation must be conducted off leash in a secure interior room. Three (3) room searches are evaluated individually using three (3) different levels of odor concentration and may be performed in three (3) different rooms. The dog must be under the control of the handler at all times, be friendly and confident, and not display any signs of fear, stress, aggression. The handler must allow the dog to search the interior area and stay at least five (5) feet away from the dog, so that it is clear that the handler is not directing, luring, or inadvertently cuing the dog at the hidden odor source. Once the dog has committed to the odor source and the handler has verbally confirmed the hide they can move to the hide and reward the dog.

The dog must be evaluated using three (3) levels of target odor: large source concentration, medium source concentration, and trace source concentration, as described in the section titled "Preparation of Odor Sources for the OGAD" earlier in this guidebook. The evaluation must begin with the trace source odor concentration, then move to the medium source odor concentration and finally the large source odor concentration. Each search must be completed in less than three in a half (3 ½) minutes. The dog should locate the target odor source and demonstrate a trained indication behavior on their target odor. The target odor must be hidden in a manner so that odor can escape without walls or barriers disrupting or blocking the odor flow. The target odor must not be visible to the team but must be easily accessible to the dog, such that the dog can physically touch the hide with its nose. The evaluation must be conducted in a gluten-free/allergen-free environment (or as close as possible to a gluten-free/allergen-free environment.)

Since this evaluation is being performed for the purpose of evaluating the dog working independently from the handler, if the environment is not likely to be gluten-free/allergen-free, we recommend that the team perform one of the other O.D.O.R. Independent Work Exercise

Options instead, such as the Controlled Search™ Exercise with Handler Bias Removal or an outdoor Containers Search Exercise.

Each search must be performed cold to warm (with the starting line away from the hide), the hide will be allowed to age for a minimum of one (1) minute and a maximum of fifteen (15) minutes for odor pooling. The odor must be placed no higher than the natural nose level of the dog while standing on four feet.

Each search must be performed in a room no smaller than fifty 50-square feet and no larger than five hundred 500-square feet.

There should be no intentional distractions or any other intentional odors present in the search environment other than the target odor being evaluated.

Handling of Odor

In order to avoid contaminating the interior area used for the Room Search Exercise, the target odor should be contained in a small metal or plastic container, or inside a disposable plastic bag with a zippered/locking closure. If using a metal or plastic container to hold the target odor, it must have holes for the odor to escape, must be no larger than three (3) inches in any direction, and must be able to be concealed from the view of the dog and handler in the hide locations.

Timing and Filming

Each of the three individual searches in the Gluten/Allergen Room Search Exercise must be filmed. The start line must be made clear for the evaluator and handler. The start line may be a doorway, an area designated using two cones or other similar objects, or a strip of tape on the ground.

Once the target odor has been hidden in the search area and allowed to pool, the handler should be asked to bring their dog to the start line and be asked if they are ready to begin, if an Evaluator or assistant is present, otherwise they can begin after the camera has been running for three (3) seconds. The handler must state how long the odor has been allowed to pool. Time begins when the handler releases the dog and the dog's nose crosses the start line. When the dog locates the odor, the handler must clearly indicate that the dog has committed to the odor location. For example, they may state "yes" and reward the dog. The handler or assistant must show the odor to the camera after the dog finds it.

Should any questions arise about the scoring and performance of the team, the Evaluator and O.D.O.R. Service Dogs Inc. will review the recorded searches.



An evaluation may be stopped at the discretion of the O.D.O.R. Evaluator at any time, if the Evaluator deems the dog or handler to be under distress, or if the handler has a medical crisis.

Concentration and Source of Odor

Pure source must be used for gluten and/or allergens. Three (3) levels of odor concentration, as described in the “Preparation of Odor Source for the OGAD” section of this document, must be evaluated. Each search must be conducted one at a time.

- The large source odor concentration;
- The medium source odor concentration; and
- The trace source odor concentration.

Room Search Summary

- All hides must be visually hidden to the dog
- One (1) odor concentration level per search, beginning with the lowest concentration level.
- Three (3) searches.
- Three in a half (3 ½) minutes for each search.
- Interior evaluation area between fifty (50) square feet to five hundred (500) square feet.
- Time begins when the dog’s nose crosses the designated start line.
- The dog must perform a trained indication behavior at target odor.